



ECONOMIC SURVEY OF KARNATAKA – 2020-21

HIGHLIGHTS



PREFACE

The highlights are prepared from the Economic Survey 2020-21 encompassing macro-economic profile of the State, major economic policies and development programmes and way forward.

I believe these highlights will be of relevance to policy makers in different fields, current and prospective investors, researchers, academicians, students, and citizens interested in the subject.

I would like to acknowledge and thank officers of planning Department and line departments for their efforts in bringing out Economic Survey 2020-21 comprehensively and timely. I would like to appreciate Dr. A.V.Manjunatha, Director (Evaluation), Karnataka Evaluation Authority, Mr. Prateek Kumar, Partnership lead, SDG Coordination Centre (SDGCC) and Mr.C.Kempaiah, Senior Consultant, Directorate of Economics and Statistics for preparing the highlights of the Economic Survey 2020-21.

I hope this brief report will be used to the optimum, to spur all round economic growth of our State in the days to come.

Dr. Shalini Rajneesh I.A.S.
Additional Chief Secretary to the Government of Karnataka
Planning, Programme Monitoring & Statistics Department

TABLE OF CONTENTS

• INCOME AND PRICES	1-3
• FISCAL DEVELOPMENT AND STATE FINANCES	4-5
• INVESTMENT AND EXPORT	6 -8
• RURAL DEVELOPMENT	9-10
• URBAN DEVELOPMENT .	11-13
• AGRICULTURE & ALLIED SECTORS, AND FOOD SECURITY	14-16
• NATURAL RESOURCES AND ENVIRONMENT	17-18
• INDUSTRY	19-20
• EMPLOYMENT AND LABOUR WELFARE	21-22
• ECONOMIC INFRASTRUCTURE	23-25
• HUMAN DEVELOPMENT	26-27
• GENDER AND SOCIAL EQUITY	28-29
• BALANCED REGIONAL DEVELOPMENT	30
• EVALUATION OF GOVERNMENT PROGRAMMES/SCHEMES	31
• SKILL DEVELOPMENT ENTREPRENEURSHIP AND LIVELIHOOD	32
• SUSTAINABLE DEVELOPMENT GOALS	33

KARNATAKA ECONOMIC SURVEY 2020-21 HIGHLIGHTS: INCOME AND PRICES



ECONOMIC GROWTH 2020-21

Advanced Estimates of Karnataka's Gross State Domestic Product at constant (2011-12) prices



KEY DRIVER OF GROWTH



AGRICULTURE SECTOR

6.4%

Growth in agriculture sector despite Covid-19 pandemic and floods in North Karnataka

3.0% National Growth in agriculture sector

SECTOR WISE CONTRIBUTION TO GSDP AND GDP

	2019-2020	2020-2021	
 Services Sector (Largest Contributor to GSDP)	66.16%	66.53%	State
	54.96%	54.27%	National
 Agriculture and Allied Activities	12.16%	13.15%	State
	18.38%	20.18%	National
 Industry Sector	21.68%	20.31%	State
	26.65%	25.55%	National

KARNATAKA ECONOMIC SURVEY 2020-21 HIGHLIGHTS: INCOME AND PRICES



PER CAPITA INCOME As per current prices

Per Capita Income
in 2020-2021

Per Capita Income
in 2019-2020

State

₹ 2,26,796

₹ 2,23,175

National

₹ 1,27,768

₹ 1,34,186



1.6% Rise of State
Per Capita Income
State in 2020-21



-4.8% Fall of National
Per Capita Income
National in 2020-21



ALL INDIA WHOLESALE PRICE INDEX

of all commodities

November
2020 **124.2**

November
2019 **122.3**



1.55%

(Rise in 2020-21)

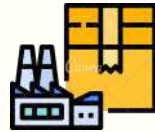


KARNATAKA ECONOMIC SURVEY 2020-21 HIGHLIGHTS: INCOME AND PRICES



GSDP ADVISORY COMMITTEE

GSDP committee to review the methodology, quality, consistency of input data used for the estimation of GSDP and recommend suitable measures



INDUSTRIAL POLICY 2020-25

Envisages a third position in merchandise export in the next 5 years. Amended Industrial Facilitation Act and brought in Affidavit Based Clearance System to promote investments in industrial sector.



LABOUR REFORM

Labour laws have been simplified by allowing registration / renewal of licence up to 15 years. Total hours of overtime work for women per quarter increased from 75 to 125 hours.



**NEW TOURISM
POLICY 2020-25
ENVISAGES TO
ATTRACT
PRIVATE
INVESTMENTS**



**IT POLICY
2020-25 WITH
SPECIAL FOCUS
ON PROMOTING
IT BEYOND
BENGALURU**



**ONE DISTRICT-ONE
PRODUCT INITIATIVE
OF ATMANIRBHAR FOR
STRENGTHENING AGRI
PROCESSING VALUE
CHAINS**



KARNATAKA ECONOMIC SURVEY 2020-21 HIGHLIGHTS: FISCAL DEVELOPMENT AND STATE FINANCES



STATE'S FISCAL INDICATORS

Continue to perform well and have largely been within the prescribed fiscal rules.

Revenue Surplus ₹ 143.32 CRORES

Fiscal Deficit 2.55%
OF GSDP

Total Liabilities 20.42%
OF GSDP Less than 25 % of
GSDP as per Fiscal
Responsibility Norms.

Per Capita State's Own
Tax Revenue

State's Own
Tax Revenue

Consolidated
fund of Expenditure

2019-2020 (RE) ₹ 17220

₹ 118989 CR.

₹ 226625 CR.

2020-2021 (BE) ₹ 18249 ↑

₹ 128107 CR. ↑

₹ 237893 CR. ↑

5 GENDER
EQUALITY



GENDER BUDGET ALLOCATION (BE)

2020-
2021 (BE) ₹ 114902.55 CR.

48.3% OF TOTAL
BUDGET



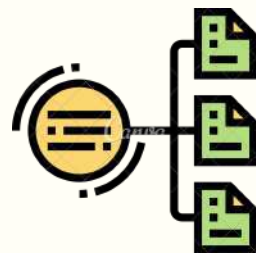
CHILD BUDGET ALLOCATION (BE)

2020-
2021 (BE) ₹ 36340.00 CR.

15.28% OF TOTAL
BUDGET

280 PROGRAMMES

**KARNATAKA
ECONOMIC SURVEY
2020-21
HIGHLIGHTS:
FISCAL DEVELOPMENT
AND STATE FINANCES**



RATIONALIZATION OF SCHEMES

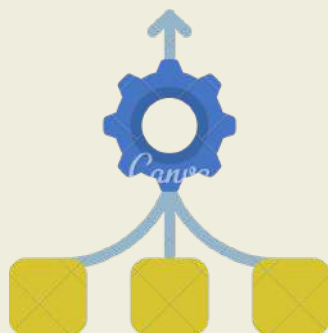
HIGH % OF COMMITTED REVENUE EXPENDITURE TO REVENUE RECEIPTS (88%) IN 2019-20(RE) REVEALS LIMITED FLEXIBILITY IN ALLOCATION OF ITS RESOURCES FOR NEW SCHEMES.

HENCE STATE IS RATIONALIZING SCHEMES TO HAVE FOCUSED APPROACH ON THE OUTCOMES



COMPREHENSIVE DECISION SUPPORT SYSTEM

COMPREHENSIVE DECISION SUPPORT SYSTEM TO MONITOR PROGRESS OF THE SCHEMES WHICH ALSO ENABLE TO FORMULATE COMPREHENSIVE DISTRICT AND BLOCK PLANS.



EFFORTS ARE BEING MADE TO DRAW MORE RESOURCES FROM GOVERNMENT OF INDIA BY MAPPING STATE PLAN SCHEMES WITH CENTRALLY SPONSORED SCHEMES



KARNATAKA ECONOMIC SURVEY 2020-21 HIGHLIGHTS: INVESTMENT AND EXPORT



KARNATAKA'S FOREIGN DIRECT INVESTMENT

**USD 38410
MILLION**

8%

FDI ATTRACTED
FROM 2007-08
TO 2020-21 (UP
TO NOV 2020)

OF INDIA'S
FDI IN
KARNATAKA



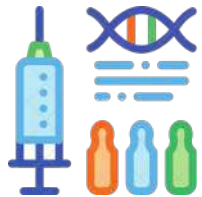
NITI AAYOG INDIA INNOVATION INDEX

1

KARNATAKA IN
TOP POSITION
IN 2019 AND
2020



KARNATAKA STARTUP POLICY 2015-2020 STIMULATED THE GROWTH OF TECH STARTUPS



KARNATAKA BIOTECH POLICY (2017-22) **9.3%**

AIM FOR 40 TO 60% MARKET SHARE
OF THE NATIONAL BIOECONOMY
TARGET OF USD 100 BILLION BY
2025.

BIOECONOMY
CONTRIBUTION TO
STATE'S ECONOMIC
OUTPUT




RENEWABLE ENERGY

63%

1

OF KARNATAKA'S
INSTALLED
POWER CAPACITY IS IN
RENEWABLE ENERGY
SOURCES

TOP POSITION
IN RENEWABLE
ENERGY
PRODUCTION



MACHINE TOOLS PRODUCTION

50% OF NATIONAL PRODUCTION
IN KARNATAKA

**KARNATAKA
ECONOMIC SURVEY
2020-21
HIGHLIGHTS:
INVESTMENT AND
EXPORT**

KARNATAKA'S EXPORT PERFORMANCE 2019-20



**TOTAL MERCHANDISE
EXPORT**

5.31%

OF NATIONAL
EXPORTS



**AEROSPACE
EXPORT**

65%

OF NATIONAL
EXPORTS



**SOFTWARE AND
SERVICE EXPORT**

38.6%

OF NATIONAL
EXPORTS

INFORMATION TECHNOLOGY INDUSTRY

5500+

IT/ITES COMPANIES

22%

OF STATE'S GDP

40%

OF INDIA'S IT
EXPORTS
AMOUNTING TO
USD 155 BILLION

12 LAKH

DIRECT
EMPLOYMENT

31 LAKH

INDIRECT
EMPLOYMENT

**KARNATAKA'S EXPORT
PERFORMANCE**

2017-18 ₹ 545780.33 CR.

↑ 2019-20 ₹ 703105.85 CR.
(18.8% OF NATIONAL EXPORTS)

↓ 2020-21 ₹ 332506.56 CR.
(TILL NOV 2020)

**KARNATAKA
ECONOMIC SURVEY
2020-21
HIGHLIGHTS:
INVESTMENT AND
EXPORT**

KARNATAKA'S EXPORT PREPARADENESS

5TH RANK

5

EXPORT PREPARADENESS

EXPORT STRATEGY
FORMULATED ON
NOVEMBER 2020
FOR 5YEAR
PERIOD

EXPORT DEVELOPMENT CENTRES

TO BE SETUP IN 5 DISTRICTS AS
PER GOI INITIATIVE:
SHIVAMOGGA, HUBLI DHARWAD,
RAMANAGARA, BIDAR AND
MYSURU




WITNESSED THE
ANNOUNCEMENT OF 8
MOU WITH
OVERSEAS COUNTRIES.



MARKETING OF LOCAL PRODUCTS

STATE SIGNED MOU WITH
LEADING E-COMMERCE
PLAYERS LIKE AMAZON
GLOBAL SELLING AND
FLIPKART TO
BOOST MARKETING OF
LOCAL PRODUCTS



INDUSTRIAL CLUSTERS

STATE INITIATED 9-
PRODUCT SPECIFIC
INDUSTRIAL CLUSTERS,
WITH A FOCUS ON LESS
DEVELOPED NORTHERN
KARNATAKA REGION.

**KARNATAKA
ECONOMIC SURVEY
2020-21
HIGHLIGHTS:
RURAL DEVELOPMENT**



**RURAL WATER
SUPPLY**

44

MULTI LEVEL VILLAGE
SCHEMES (MVS) TAKEN UP
DURING 2020-21

1854

HABITANTS
TARGETED

**JALADHARE SCHEME
2020-21**

₹ 779.35 CR.

UTILIZED UPTO NOV 2020


109

NON-QUALITY
AFFECTED HABITANTS

34

QUALITY AFFECTED
HABITANTS

COVERED UNDER MVS SCHEME



**MGNREGA
2020-21**

₹ 3978.09 CR.

UTILIZED UPTO NOV 2020

81% OF AVAILABLE FUND

1091 LAKH MAN-DAYS

26.41 LAKH HOUSEHOLDS
EMPLOYMENT

2.49 LAKH WORKS
COMPLETED



**JALAMRUTHA
2020-21**

₹ 4.75 CR.

EXPENDITURE UPTO NOV 2020

400

WORKS TOWARDS REPAIR
AND REJUVENATION OF
TANKS



RURAL HOUSING

6.8 LAKH

HOUSING CONSTRUCTED
BETWEEN 2017-18 TO 2019-20

2.15 LAKH

SITES DISTRIBUTED IN RURAL
AREAD FROM 2000-01 TO
2019-20

**KARNATAKA
ECONOMIC SURVEY
2020-21
HIGHLIGHTS:
RURAL DEVELOPMENT**



**INITIATED PREPARATION
OF GRAMA PANCHAYAT
DEVELOPMENT PLAN
(NAMMA GRAMA NAMMA
YOJANE)**

**KARNATAKA STATE DECENTRALIZED
PLANNING AND DEVELOPMENT
COMMITTEE** TO LOOK AFTER
FORMULATION OF POLICY MATTERS
RELATED TO LOCAL
AND REGIONAL DEVELOPMENT.

**PARTICIPATIVE MICRO-LEVEL
PLANNING AND TARGETING** IS CRUCIAL
FOR GRAM PANCHAYAT LEVEL
DEVELOPMENT.



**KARNATAKA
ECONOMIC SURVEY
2020-21
HIGHLIGHTS:
URBAN DEVELOPMENT**



**KARNATAKA
HOUSING
BOARD**

1.22 LAKH

HOUSES CONSTRUCTED
UPTO NOVEMBER 2020

1.38 LAKH

SITES DEVELOPED
UPTO NOVEMBER 2020



**URBAN
LAND TRANSPORT
FUND 2020-21**

₹ 13.99 CR.

UTILIZED UPTO NOV 2020

14

PROJECTS COMPLETED
UPTO NOV 2020



**Bruhat Bengaluru
Mahanagara Palike**

**BBMP
2020-21**

₹ 634.61 CR.

UTILIZED UPTO NOV
2020 FOR IMPROVING
INFRASTRUCTURE



**WATER SUPPLY
SCHEMES**

₹ 2554.72 CR.

EXPENDITURE FROM 2009-10
UPTO NOV 2020

103

WATER SUPPLY SCHEMES
COMPLETED



**UNDERGROUND
DRAINAGE
SCHEMES 2020-21**

₹ 388.89 CR.

BUDGET ALLOCATION

42

ONGOING SCHEMES IN
2020-21

**KARNATAKA
ECONOMIC SURVEY
2020-21
HIGHLIGHTS:
URBAN DEVELOPMENT**



**BANGALORE METRO RAIL
CORPORATION LIMITED**



15715 CR.

COST OF COMPLETING
TRACK OF

48.3 KMS

TO PROVIDE COMFORTABLE
TRAVEL TO PASSENGERS

PHASE 2 & PHASE 2A

UNDER PROGRESS AND
IT IS AIMED TO HAVE

75 KMS

OF METROLINE BY 75 YEARS
OF INDEPENDENCE IN 2022



**SMART CITY
MISSION**

7 CITIES

SELECTED FOR SMART CITY
MISSION:

BELAGAVI, DAVANAGERE,
HUBBLI-DHARWAD, SHIMOGA,
MANGALURU, TUMAKURU AND
BENGALURU



**ATAL MISSION FOR
REJUVENATION AND
URBAN
TRANSFORMATION**

**26 TOWNS AND
BADAMI CITY**

SELECTED UNDER HERITAGE CITY
DEVELOPMENT AND AUGMENTATION
YOJANA (HRIDAY) SCHEME



**NAGAROTHANA
(MUNICIPALITY)
PHASE -3
PROJECT**



1338.53 CR.

INCURRING COST

1768

WORKS COMPLETED

KARNATAKA ECONOMIC SURVEY 2020-21 HIGHLIGHTS: URBAN DEVELOPMENT



PUBLIC PRIVATE PARTNERSHIP (PPP)

DEPARTMENT OF INFRASTRUCTURE DEVELOPMENT
TO PROMOTE PPP PROJECTS UNDER ATMANIRBHAR
SCHEME

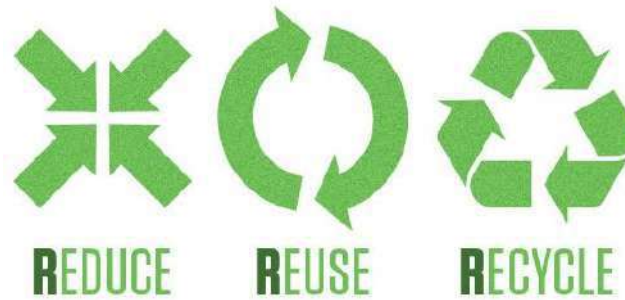


SLUM UPGRADATION

MONETIZE LANDS UNDER SLUMS AND RAISE INVESTMENT
THROUGH SOCIAL/GREEN BONDS TO IMPROVE THE
QUALITY OF LIFE IN SLUMS BY CONSTRUCTING
MULTISTORIED BUILDINGS WITH ALL AMENITIES



DEVELOP TOWNSHIPS, TRANSPORT
HUBS, WASTE RECYCLING UNIT IN
THE **PERI-URBAN AREAS** FOR
**REDUCING ENVIRONMENTAL
PROBLEMS IN BENGALURU CITY**




PROMOTE **SUSTAINABLE
PRACTICES (3R PRINCIPLES)**
LIKE COMPULSORY WATER
HARVESTING, WASTE
SEGREGATION/RECYCLING
ETC. THROUGH IEC ACTIVITIES



PLAN TO RAISE PUBLIC CAPITAL,
BY MONETIZATION OF
OPERATIONAL ASSETS TO
ATTRACT INVESTORS. ALSO
FLOAT **MUNICIPAL BONDS** BY
HIGHLY RATED MUNICIPALITIES

**KARNATAKA
ECONOMIC SURVEY
2020-21
HIGHLIGHTS:
AGRICULTURE & ALLIED
SECTORS, AND FOOD
SECURITY**

AGRICULTURAL PRODUCTION



136.66 LAKH

TONNES OF FOOD
GRAIN PRODUCTION



19.11 LAKH

BALES OF COTTON



11.46 LAKH

TONNES OF OIL SEEDS
PRODUCTION

3.97 QUINTAL

OF SEEDS
DISTRIBUTED IN
KHARIF 2020 FOR

**15.51 LAKH
FARMERS**

4.59 QUINTAL

OF SEEDS
DISTRIBUTED IN
RABI 2020 FOR

**4.59 LAKH
FARMERS**

PM KISAN



56,85,185

FARMERS REGISTERED UNDER
PM-KISAN (INDIA)

51,09,730

FARMERS REGISTERED UNDER
PM-KISAN (KARNATAKA)

WATERSHED INTERVENTIONS

**70.84
LAKH**

HECTARES RAINFED
AREA BROUGHT UNDER
WATERSHED
INTERVENTIONS

UNIFIED MARKET PLATFORM

160

MARKETS BROUGHT
UNDER **UNIFIED MARKET
PLATFORM**

7.93 CR.

MT OF AGRI PRODUCE
TRANSACTIONED
UPTO NOV 2020



2,07,456.71

WORTH OF
TRANSACTION
UPTO NOV 2020



**ANNABHAGYA
SCHEME**

WITH NATIONAL FOOD
SECURITY ACT 2013 (NFSA)
TO ACCOMPLISH HUNGER
FREE STATE



**ONE DISTRICT-ONE
PRODUCT SCHEME**

FRAMEWORK FOR VALUE CHAIN
DEVELOPMENT AND ALIGNMENT OF
SUPPORT INFRASTRUCTURE

**KARNATAKA
ECONOMIC SURVEY
2020-21
HIGHLIGHTS:
AGRICULTURE & ALLIED
SECTORS, AND FOOD
SECURITY**

HORTICULTURAL PRODUCTION



₹ **46,234 CR.**

ANNUAL VALUE OF
HORTICULTURE PRODUCTION

2.99%

SHARE OF HORTICULTURAL
PRODUCE IN TOTAL GSDP

29.89%

SHARE OF HORTICULTURAL
INCOME FROM TOTAL
AGRICULTURE SECTOR

469

POST-HARVEST MANAGEMENT
UNITS ASSISTED FOR
ESTABLISHMENT



**ANIMAL HUSBANDRY
2019-20**



21.81%

SHARE OF ANIMAL HUSBANDRY
IN GSDP OF AGRICULTURE AND
ALLIED ACTIVITIES

**9 LAKH
BENEFICIARIES**

WILL BE BENEFITED
FROM GOK'S MILK
INITIATIVE: **RS. 5 PER
LITRE OF MILK**



FISHERIES 2020-21

4TH

STATE POSITION IN
MARINE FISH PRODUCTION

9TH

STATE POSITION IN INLAND
FISH PRODUCTION

3.05 LAKH

MT OF TOTAL FISH
PRODUCTION UPTO
NOVEMBER 2020

7278.65 LAKH

FRY OF FISH SEED
PRODUCTION UPTO
NOVEMBER 2020

KARNATAKA ECONOMIC SURVEY 2020-21 HIGHLIGHTS: AGRICULTURE & ALLIED SECTORS, AND FOOD SECURITY



INTEGRATED FARMING SYSTEM (IFS)

TASK FORCE FORMED TO PROMOTE IFS THROUGH CONSOLIDATION OF EXISTING SCHEMES



CLIMATE RESILIENT CROPS (MILLETS)

PROMOTED TO IMPROVE THE NUTRITION LEVELS OF OUR WOMEN AND CHILDREN



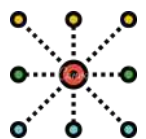
SCIENTIFIC MARKET INTELLIGENCE CELL

SET UP BASED ON GIS, AI/ML USING BIG DATA ANALYTICS



FARMER CONTACT CENTRES

SINGLE POINT OF CONTACT FOR REGION SPECIFIC INPUT, SUPPLIES, MARKETING AND ADVISORIES



FARMER PRODUCER ORGANIZATION

PROMOTE TO FOCUS ON ONE PRODUCT AT GP LEVEL & ESTABLISHING VALUE CHAINS THROUGH HUB AND SPOKE MODEL USING PMKSY AND PMMSY

GENDER EQUALITY INDEX

PRIORITY GIVEN TO FARMER FAMILIES WITH 50% JOINT OWNERSHIP OF WOMEN FOR AVAILING SCHEMES

TO IMPROVE GENDER EQUALITY INDEX FROM EXISTING 1.2%



ONLINE MARKETING PLATFORM

FOR **47 LAKH TONNES** OF MARKETABLE SURPLUS BY CREATING INFRASTRUCTURE FACILITIES THROUGH **PPP**



PLANTATION ACTIVITY

ON **15 LAKH HA.** OF FALLOW LAND TO INCREASE **GREEN COVER FROM 22.56% TO 33%**

ALSO PROMOTE CONSERVING LOCAL BREEDS

KARNATAKA ECONOMIC SURVEY 2020-21 HIGHLIGHTS: NATURAL RESOURCES AND ENVIRONMENT

RESOURCE MANAGEMENT 2020-21 (UPTO NOV 2020)



107

QUARRY LEASES
GRANTED FOR
BUILDING STONE AND
OTHER MINERALS



2.16 MMT

SAND MINED FOR
PUBLIC AND
GOVERNMENT WORKS

27



QUARRY LEASES
GRANTED FOR
ORNAMENTAL
GRANITE

1647.09 CR.

REALIZED
REVENUE FROM
GRANITE
QUARRYING

79.04 LAKHS

COLLECTED IN WAY OF
ROYALTY/ADDITIONAL
PAYMENTS FROM SAND MINING

6554

BIODIVERSITY MANAGEMENT COMMITTEE (BMC)

CONSTITUTED AND WRITTEN
PEOPLE'S BIODIVERSITY
REGISTER



KARNATAKA STATE NATURAL DISASTER MONITORING CENTRE

MONITORING NATURAL
DISASTERS AND RISK
REDUCTION

AFFORESTATION



73884 HA.

COVERED BY PLANTING OF



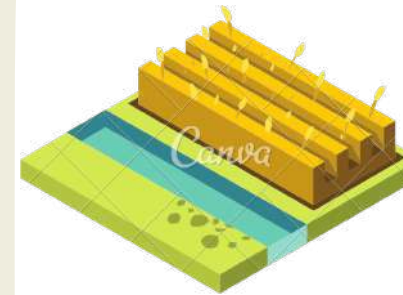
451.11 LAKH

SEEDLINGS IN 2020-21
BY END OF NOV-20



369.79 LAKH

SEEDLINGS DISTRIBUTED
TO FARMERS/PUBLIC FOR
PLANTING



41.86 LAKH

HECTARES OF
IRRIGATION POTENTIAL
CREATED FOR 2020-21

42200.44 SQ. KM
AREA UNDER FOREST

22%
OF AREA UNDER
FOREST



KARNATAKA STATE POLLUTION
CONTROL BOARD IS MONITORING
THE QUALITY OF WATER SOURCES

**KARNATAKA
ECONOMIC SURVEY
2020-21
HIGHLIGHTS:
NATURAL RESOURCES
AND ENVIRONMENT**



FLOOD MITIGATION INITIATIVES

DESILTING DEEPENING OF TANKS ; RENOVATION/
SERVICING OF EMBANKMENTS; AFFORESTATION



BANGALORE E-WASTE MANAGEMENT HUB

GENERATE INCOME BY RECOVERING
PRECIOUS METALS, LIKE BRONZE, GOLD



INTEGRATED WATER RESOURCE POLICY

FOR BOTH URBAN AND RURAL AREAS, TO BALANCE
SUPPLY AND DEMAND GAPS, ON A SUSTAINABLE BASIS.

WATER RESOURCE MANAGEMENT

BY DIVERSION OF WEST FLOWING RIVERS
THROUGH RIVER LINKING, WATER HARVESTING
STRUCTURES, LIFT IRRIGATION SCHEMES, FILLING
TANKS WITH RECYCLED WASTEWATER ETC.

500 TMC
PROPOSED WATER
CONSERVED

41
OVER EXPLOITED
TALUKS

PROMOTE **WATER USE EFFICIENCY**
THROUGH MICRO IRRIGATION
PROJECTS AND PIPED CONVEYANCE
SYSTEM WITH SUPERVISORY
CONTROL AND DATA ACQUISITION

MODERNIZATION OF OLD
CANAL SYSTEMS UNDER
SUPPORT FOR IRRIGATION
MODERNIZATION
PROGRAM



**INCREASE LED
BULBS USE TO
TACKLE CO2
EMMISSION**

PROMOTING
CLIMATE
ADOPTION AND
MITIGATION
INTERVENTIONS



KARNATAKA ECONOMIC SURVEY 2020-21 HIGHLIGHTS: INDUSTRY

INDUSTRIAL GROWTH 2019-20



1.2% ↑

OVERALL ORGANIZED
INDUSTRIAL GROWTH
2019-20

40%

INCREASE IN MSME
UNITS REGISTERED

25%

INCREASE IN MSME
INVESTMENT



-9.24% ↓

ELECTRICITY
PRODUCTION

20%

INCREASE IN NO. OF
PERSONS EMPLOYED

SILK INDUSTRY 2019-20

79.7 MT

COCOON
PRODUCED

40.9 MT

COCOON
MARKETED

11.14 MT

RAW SILK
PRODUCED

13.8 LAKH

EMPLOYMENT
GENERATED



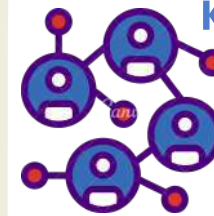
₹ 346 LAKHS ↓

TURNOVER OF KSMBL
(10% DECREASE)

INFORMATION TECHNOLOGY INVESTMENT REGION (ITIR) PROJECT

KEONICS INVOLVED IN
ESTABLISHING IT PARKS IN
TIER-II CITIES: HUBBALLI,
KALBURGI, SHIVAMOGGA,
MYSURU AND MANGALURU

**CENTRE FOR OPEN DATA
RESEARCH** ESTABLISHED IN
PLANNING DEPARTMENT IN
COLLABORATION WITH IIITB AND
PAC FOR DATA ANALYTICS &
EVIDENCE BASED POLICY MAKING



KARNATAKA OPTICAL NETWORK

SETUP UNDER BHARAT
NET TO CONNECT ALL
GOVERNMENT OFFICES
UPTO GP LEVEL

KARNATAKA OPEN DATA INITIATIVE

UTILIZE OPEN DATA
ARCHITECTURE: ENABLES
EFFICIENT AND TRANSPARENT
GOVERNANCE.

E-GOVERNANCE DEPARTMENT: TAKEN
UP FAMILY ID TO WEED OUT INELIGIBLE
BENEFICIARIES TO SAVE GOVERNMENT
EXPENDITURE

KARNATAKA ECONOMIC SURVEY 2020-21 HIGHLIGHTS: INDUSTRY



NEW INDUSTRY POLICY 2020-25

TO MAKE KARNATAKA A GLOBAL MANUFACTURING HUB;
FOCUS ON MANUFACTURING AND INNOVATION



PRODUCTION LINKED INCENTIVE

UP TO 2.25% OF ANNUAL TURNOVER FOR 6-10
YEARS TO BOOST EXPORTS



AMENDED INDUSTRIAL FACILITATION ACT

AND BROUGHT IN AFFIDAVIT BASED CLEARANCE SYSTEM
FOR QUICK START TO APPROVED PROJECTS

SKILLING INFRASTRUCTURE



UPGRADE CURRICULUM AT ITI & POLYTECHNIC THROUGH INDUSTRY LINKAGES
PROMOTE NATIONAL APPRENTICESHIP PROMOTION SCHEME FOR MSME

REGISTRATION OF MIGRANTS

PROVIDE INFRASTRUCTURE TO REGISTERED MIGRANTS AND PROMOTE REGISTRATION AMONG NON-REGISTERED BY MAKING AADHAR AND PDS AVAILABLE TO THEM

STRENGTHEN LINKAGES BETWEEN GROWTH CENTRES AND WORKFORCE

TO INCREASE LABOUR FORCE PARTICIPATION RATE TO 100%

CREATE SOCIAL INFRASTRUCTURE, SUITABLE INDUSTRIES THROUGH PPP (ATMANIRBHAR SCHEME)

REDUCE UNEMPLOYMENT RATE TO LESS THAN 1%



**KARNATAKA
ECONOMIC SURVEY
2020-21
HIGHLIGHTS:
EMPLOYMENT AND
LABOUR WELFARE**

**COMPREHENSIVE POLICY
REFORMS** INTRODUCED BY
STATE FOR PROMOTING LABOUR
EFFICIENCY AND WELFARE

INITIATIVES TAKEN
TO MITIGATE THE
DIFFICULTIES FACED
BY LABOURERS
DURING THE
PANDEMIC:

₹ 5000
RELEASED TO BANK
ACCOUNTS OF EACH
REGISTERED
**CONSTRUCTION
WORKER**

FOR AVAILING GOVERNMENT BENEFITS
'KARMIKA BANDHU' SCHEME
AT EVERY GRAM PANCHAYAT
'KARMIKA HASTA' SCHEME FOR
EVERY TWO WARDS AT CITY LEVEL

₹ 59.82 CR.
RELEASED TO **1,19,642**
BARBERS AND
WASHER MEN UNDER
SPECIAL PACKAGE

LABOUR AND EMPLOYMENT



51.2%
LABOUR FORCE
PARTICIPATION RATE AS
PER 2018-19 (HIGHER
THAN NATIONAL- 50.2%)



3.6%
UNEMPLOYMENT RATE
(ONE OF LOWEST)

49.3%

WORKER POPULATION
RATIO (WPR) (HIGHER
THAN NATIONAL- 47.3%)

73.5%

MALE WPR (HIGHER
THAN NATIONAL-71%)

24.2%

FEMALE WPR (HIGHER
THAN NATIONAL-23.3%)

45.6%

HIGHEST NO. OF
PERSONS SELF
EMPLOYED

27.2%

CASUAL LABORERS
(HIGHER THAN
NATIONAL- 24.1%)

27.2%

WAGE EARNERS
(HIGHER THAN
NATIONAL- 23.8%)

REITERATES THE IMPORTANCE OF SUSTAINABLE LIVELIHOOD OPPORTUNITIES

KARNATAKA ECONOMIC SURVEY 2020-21 HIGHLIGHTS: EMPLOYMENT AND LABOUR WELFARE



52

UNIVERSITIES

GLOBALLY
RENOWNED
INSTITUTES OF
EXCELLENCE:



INDIAN INSTITUTE
OF MANAGEMENT -
BANGALORE



INDIAN INSTITUTE
OF SCIENCE -
BANGALORE

KARNATAKA ACADEMIA

234

ENGINEERING
COLLEGES

1777

ITI AND POLYTECHNIC
COLLEGES

- CREATE NON-FARM EMPLOYMENT AND FARM PROCESSING EMPLOYMENT
- MOBILE TECHNICAL EDUCATION PROVIDED IN VILLAGES,
- CONSTRUCTION CENTRIC UPSKILLING AND EMPLOYMENT,
- GARMENT AND TEXTILE MANUFACTURING UPSKILLING AND ENTREPRENEURSHIP
- MAPPING OF INDUSTRIAL CHARACTERISTICS AND SKILLS SALEABLE IN MARKET
- PROVIDE ACCESS TO INFRASTRUCTURE, SERVICES AND ENTITLEMENTS TO LABOURERS USING STATE/CENTRAL SCHEMES AND WELFARE FUND.



KARNATAKA ECONOMIC SURVEY 2020-21 HIGHLIGHTS: ECONOMIC INFRASTRUCTURE

PERIODIC PLANS FOR ALL ESCOMS TO REINFORCE THEIR DISTRIBUTION INFRASTRUCTURE IN COORDINATED MANNER AS GRID MODERNIZATION & UP-RATING FOR ABSORPTION OF POWER WILL INVOLVE SIGNIFICANT CAPITAL INFUSION.

REGULATION AND EFFICIENT USE OF **FARM POWER.**


SUBSIDIZING FARMERS FOR PRODUCTION, USE AND SALE OF **SOLAR ENERGY UNDER KUSUM**



APPLICATION OF IT SOLUTIONS: **SCADA** TO AUGMENT COLLECTION/ COLLATION OF DATA & REDUCE MANUAL INTERVENTIONS TO ENSURE **MAXIMUM UNINTERRUPTED POWER SUPPLY**



UTILITY COMPANIES PROMOTE INITIATIVES LIKE IOT, BLOCKCHAIN, AI/ML, MINI/MICRO GRIDS & EARN REVENUES FROM EV CHARGING INFRASTRUCTURE



POWER SECTOR

30,155.52 MW



TOTAL INSTALLED GENERATION CAPACITY UPTO NOV 2020 (INCLUDING STATE'S SHARE IN CENTRAL GENERATING STATIONS-CGS)

13,015 MW (43.16%)

SHARE OF INSTALLED CAPACITY IN PUBLIC SECTOR (INCLUDING CGS)

18,785.2 MW

INSTALLED CAPACITY UNDER RENEWABLE INCLUDING HYDEL

14,320

HOUSEHOLDS ELECTRIFIED DDUGJY & SAUBHAGYA

17,140.52 MW (56.84%).

SHARE OF INSTALLED CAPACITY IN PRIVATE SECTOR (INCLUDING CGS)

1,23,931

METER INSTALLATION WORK COMPLETED UNDER IPDS

₹ 11,245 CR.

SUBSIDY FOR FREE POWER TO IPS & BHAGYA/KUTEERA JYOTI INSTALLATIONS

KARNATAKA STANDS NO.1 IN THE COUNTRY IN RENEWABLE ENERGY

KARNATAKA ECONOMIC SURVEY 2020-21 HIGHLIGHTS: ECONOMIC INFRASTRUCTURE

ONE TIME COMPENSATION OF RS. 5000/- FOR EACH AUTO RICKSHAWS & TAXI DRIVERS ANNOUNCED DURING THE COVID-19 LOCKDOWN PERIOD.

ROAD, INFRASTRUCTURE AND COMMUNICATIONS

3,61,041 KMS

TOTAL ROAD LENGTH
3RD HIGHEST STATE



7652 KMS

LENGTH OF NATIONAL
HIGHWAYS

225 (9601 KMS)

MAJOR DISTRICT ROADS
UPGRADED AS STATE
HIGHWAYS

28985 KMS

LENGTH OF STATE
HIGHWAYS

1327(15511 KMS)

VILLAGE ROADS
UPGRADED AS MAJOR
DISTRICT ROADS

55474 KMS

LENGTH OF MAJOR
DISTRICT ROADS



7

NEW RAILWAY
LINES TO
IMPROVE INTRA
STATE NETWORK

50-50 COST SHARING
WITH RAILWAYS

56 KMS

CONSTRUCTION
UNDER PHASE
2A/2B OF
BANGALORE METRO

COST OF RS.14,500
CRORE



103.47

TELE DENSITY
(TELEPHONE
CONNECTIONS PER
100 POPULATION)

HIGHER THAN
NATIONAL

KARNATAKA ROAD SAFETY POLICY-2015

REDUCTION OF
ROAD ACCIDENTS
BY 25% &
FATALITIES BY 30%
BY 2020.



KARNATAKA MINOR PORT DEVELOPMENT POLICY-2014

DEVELOP MINOR
PORTS THROUGH PPP:
HONNAVAR, BELEKERI
& PAVINAKURVE

DEVELOPMENT OF HIGH DENSITY CORRIDORS IN BENGALURU TO EASE TRAFFIC

DEVELOP NEW AIRPORTS AT VIJAYAPURA,
KARWAR AND SHIVAMOGGA

BENGALURU SIGNATURE BUSINESS PARK
PLANNED IN DEVANAHALLI, NEAR AIRPORT

**KARNATAKA
ECONOMIC SURVEY
2020-21
HIGHLIGHTS:
ECONOMIC
INFRASTRUCTURE**

STRENGTHEN SELF HELP
GROUPS & COOPERATIVES,
ENCOURAGE
ENTREPRENEURSHIP
THROUGH ACCESS TO
CREDIT

DEVELOPING OF
ECONOMIC
INFRASTRUCTURE
INCLUDING MAINTENANCE
UNDER ATMANIRBHAR
SCHEME

BANKING AND FINANCE INCLUDING COOPERATIVES



TOTAL NO. OF BANK BRANCHES

11140	11469	2.95%
2019	2020	INCREASE IN 2020

**AGGREGATE DEPOSITS OF ALL THE BANKS
(COMMERCIAL, RRBS AND COOPERATIVE BANKS)**



₹ 894824.56 CR.	₹ 1002574.8 CR.	12.04%
2018-19	2019-20	INCREASE IN 2019-20

TOTAL OUTSTANDING ADVANCES OF ALL BANKS

₹ 714923.66 CR.	₹ 749651.43 CR.	4.85 %
2018-19	2019-20	INCREASE IN 2019-20

74.77% **CREDIT DEPOSIT RATIO (C-D
RATIO) OF THE STATE AS ON
MARCH 2020**

KARNATAKA ECONOMIC SURVEY 2020-21 HIGHLIGHTS: HUMAN DEVELOPMENT

PREPARE 15-YEAR ROADMAP TO INCREASE GROSS ENROLMENT RATIO, WITH CLEARLY DEFINED YEARLY TARGETS, IN SPECIAL EDUCATION ZONES OF STATE.



EDUCATION 2020-21

1.93%

DROPOUT RATE FOR
LOWER PRIMARY
STAGE (LPS)

2.94%

DROPOUT RATE FOR
HIGHER PRIMARY
STAGE (HPS)

1:26

PUPIL TEACHER RATIO
AT ELEMENTARY
STAGE

GROSS ENROLLMENT
RATIO

103.80

99.6

NET ENROLLMENT
RATIO

96.4

79.16


LOWER PRIMARY STAGE HIGHER PRIMARY STAGE

NEW EDUCATION POLICY

CONSTITUTED A COMMITTEE TO RECOMMEND STEPS AND REPORT ACCEPTED BY CABINET
EXPERT COMMITTEE CONSTITUTED TO PREPARE KARNATAKA STATE UNIVERSITIES BILL FOR NEP

LEARNING MANAGEMENT SYSTEM

INTRODUCED IN
GOVERNMENT
POLYTECHNICS &
ENGINEERING
COLLEGES FROM
2020-21



STATE LEVEL COMMITTEE

SET UP TO
INTEGRATE
INTERNSHIP AS PART
OF FORMAL
CURRICULUM AND
INDUSTRY CONNECT

ESTABLISH **SKILL LABS THROUGH PPP** IN
SCHOOLS AND COLLEGES

NEW **KARNATAKA STATE HIGHER EDUCATION
COMMISSION** PROPOSED TO SET UP AS
ENVISAGED AT NATIONAL LEVEL.

COMPULSORY APPRENTICESHIP PROGRAMME
FOR THE UNEMPLOYED YOUTH- **NAPS**

**KARNATAKA
ECONOMIC SURVEY
2020-21
HIGHLIGHTS:
HUMAN
DEVELOPMENT**

PLANNED TO PROVIDE SUPER SPECIALTY TREATMENT IN GOVERNMENT HOSPITALS, AT ALL DISTRICT HEADQUARTERS, UNDER ATMANIRBHAR SCHEME.



HEALTH 2020-21

3409

HOSPITALS ENROLLED
UNDER PMJAY
(HIGHEST)

13 LAKH

CITIZENS BENEFITTED
UNDER AYUSHMAN
BHARAT (INR 2753CR)

4607

HEALTH AND
WELLNESS CENTRES
OPERATIONALIZED

COMBATting COVID-19 PANDEMIC (TILL FEB 2021)

1,84,94,364

PATIENTS SCREENED

9,49,183

POSITIVE CASES

6,077

ACTIVE CASES

KARNATAKA'S INTEGRATED PUBLIC HEALTH POLICY

OPERATIONALISED, GIVING IMPORTANCE TO AYUSH

AYUSH DEPARTMENT: BROAD MANDATE OF PROVIDING AYUSH SERVICES, REGULATING AYUSH EDUCATION AND DRUG ENFORCEMENT

ACTION IS BEING INITIATED TO ENSURE THAT THE PRIMARY AND SECONDARY HEALTH INSTITUTIONS COMPLY WITH THE **INDIAN PUBLIC HEALTH STANDARDS**.

DRIVE TO **FILL UP THE HUMAN RESOURCES** IN THE PUBLIC HEALTH INSTITUTIONS, IN A MISSION MODE.

MULTI SECTORAL INTER-GENERATIONAL APPROACH WILL BE IMPLEMENTED TO IMPROVE NUTRITIONAL STATUS OF CHILDREN/ADOLESCENT GIRLS, PREGNANT WOMEN AND LACTATING MOTHERS IN **16 VULNERABLE MALNUTRITION DISTRICTS, COVERING 67 TALUKAS**

KARNATAKA ECONOMIC SURVEY 2020-21 HIGHLIGHTS: GENDER AND SOCIAL EQUITY

• COMPENSATION OF RS. 30 LAKHS GIVEN TO DEPENDENT OF ANGANWADI STAFF EXPIRED DUE TO COVID-19 WHILE WORKING IN TASKFORCE AS COVID WARRIOR.

WOMEN AND CHILD DEVELOPMENT 2020-21

STREE SHAKTHI
PROGRAMME

₹ 10010.22 CR.

WORTH BANK LOAN
AVAILABLE FOR 146560
SELF HELP GROUPS

BHAGYALAKSHMI
PROGRAMME

₹ 45.24 CR.

OUTLAY AND
COVERED 1,50,789
BENEFICIARIES

INTEGRATED CHILD
DEVELOPMENT SERVICES

48.45 LAKH

PERSONS BENEFITTED
UPTO NOV 2020

UDYOGINI
SCHEME

₹ 666.66 LAKHS

EXPENDITURE FOR 604
BENEFICIARIES UPTO
NOV 2020

MATHRU VANDANA
SCHEME

₹ 12154.66 LAKHS

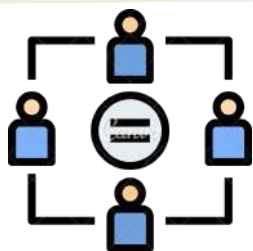
EXPENDITURE FOR 311573
BENEFICIARIES UPTO
NOV 2020

CHETANA
SCHEME

₹ 400 LAKHS

EXPENDITURE FOR
795 BENEFICIARIES
UPTO NOV 2020

DUE TO PANDEMIC, HOLIDAY DECLARED TO ALL ANGANWADI CENTRES AND FOOD GRAINS DISTRIBUTED TO DOOR STEP OF EACH BENEFICIARY AS TAKE HOME RATION



SOCIAL EQUITY PROGRAMMES 2020-21

₹ 65,89,628 CR.

SPENT FROM 2016-17 TO 2020-21
(UPTO NOV- 2020) UNDER THE
KARNATAKA SCHEDULED CASTES
SUB-PLAN

₹ 29,27,597 LAKHS

SPENT FROM 2016-17 TO
2020-21 (UPTO NOV- 2020)
UNDER THE KARNATAKA TRIBAL
SUB-PLAN

**KARNATAKA
ECONOMIC SURVEY
2020-21
HIGHLIGHTS:
GENDER AND SOCIAL
EQUITY**

WOMEN AND CHILD DEVELOPMENT 2020-21

42 PER LAKH

SEXUAL CRIME ON
WOMEN

62 PER LAKH

SEXUAL CRIME ON
GIRLS

86.8%

PENDENCY
RATE

REDUCING SEXUAL CRIME AGAINST WOMEN/GIRLS BY TRAINING POLICE OFFICIALS/ADVOCATES, PROVISION OF SPECIAL COURTS, WOMEN POLICE FORCE FOR **IMPROVING CONVICTION RATE** AND **REDUCING THE PENDENCY RATE**

MODULES ON GENDER EQUALITY IN SCHOOL/COLLEGES, SKILL DEVELOPMENT PROGRAMMES FOR GIRLS (50% PROVISION IN CMKKY), CAPACITY BUILDING IN E-COMMERCE, **STRENGTHENING WOMEN CO-OPERATIVES**, ENCOURAGING ENTREPRENEURSHIP (FOCUSED SCHEMES AND UDYOGINI COVERAGE INCREASED)

PROVIDING ACCESS TO INFRASTRUCTURE AND SERVICES FOR THE SC/STs AND MINORITIES USING TARGETED APPROACH



REDUCE ANAEMIA IN WOMEN AND CHILDREN THROUGH **DIVERSIFICATION OF FOOD BASKET, FORTIFICATION**, AVAILABILITY/ACCESS TO SOURCE OF IRON, VITAMIN 'C', AND FOLIC ACID, **PERIODIC DE-WORMING** AND BY **STRENGTHENING ICDS**.



REDUCE INFANT MORTALITY RATE (IMR) THROUGH MOTHER AND CHILDCARE FOR **FIRST 1000 DAYS OF CHILDBIRTH**.

KARNATAKA ECONOMIC SURVEY 2020-21 HIGHLIGHTS: BALANCED REGIONAL DEVELOPMENT

BANGALORE HUMAN
DEVELOPMENT REPORT AND
URBAN POLICY PREPARED TO
RAISE GDP FOR SUSTAINABLE
DEVELOPMENT OF URBAN AREAS



PLAN TO DEVELOP TIER 2 AND
TIER 3 CITIES FOR SPATIALLY
BALANCED GROWTH



SPECIAL STATUS FOR KALYANA KARNATAKA REGION

SPECIAL DEVELOPMENT PLAN, AREA DEVELOPMENT
PROGRAMMES FOR BALANCED REGIONAL DEVELOPMENT

49

ASPIRATIONAL INDICATORS

NITI AAYOG'S ASPIRATIONAL INDICATORS TO MONITOR
THE PROGRESS OF BACKWARD TALUKAS



DIRECTORATE OF ECONOMICS AND STATISTICS

PROVIDES NECESSARY DATABASE (CROP SURVEY,
ECONOMIC & AGRICULTURE CENSUS, E-JANMA) FOR
FORMULATION OF PROGRAMMES AND POLICIES



NEW DECISION SUPPORT SYSTEM

PHYSICAL AND FINANCIAL PROGRESS
ACHIEVED IS MONITORED IN AVALOKANA

PARTNERSHIPS AND CSR
MOBILIZED FOR DEVELOPMENT OF
BACKWARD AREAS: **AKANKSHA
CSR MATCHMAKING PLATFORM**



OVERALL **PLAN FOR URBAN
AND RURAL INFRASTRUCTURE
NETWORKS**, EXTEND URBAN
PUBLIC SERVICES TO RURAL
AREAS, AND GRADUALLY UNIFY
INSTITUTIONS AND HARMONIZE
STANDARDS FOR URBAN AND
RURAL PUBLIC SERVICES

KARNATAKA ECONOMIC SURVEY 2020-21

HIGHLIGHTS:

EVALUATION OF
GOVERNMENT
PROGRAMMES/SCHEMES



SUSTAINABLE
DEVELOPMENT GOALS-
2030 -STRATEGIES AND
ACTION PLAN PREPARED



KARNATAKA WAS ONE OF THE FIRST
STATES IN THE COUNTRY TO
EVOLVE AN **EVALUATION POLICY**
IN 2000.

KARNATAKA EVALUATION AUTHORITY (KEA) WAS
SET UP IN JULY 2011 AND REGISTERED AS A
SOCIETY IN SEPTEMBER 2011.

171

EVALUATION STUDIES
COMPLETED BY KEA

52

STUDIES ARE IN
PROGRESS



SPECIAL INTERNSHIP PROGRAMME INITIATED.
COORDINATING WITH HIGHER EDUCATION
INSTITUTIONS FOR ACADEMIC, RESEARCH AND
OUTREACH ACTIVITIES.



NITI Aayog


SUPPORTED INITIATIVES OF NITI AAYOG-
INDIA INNOVATION INDEX, EASE OF DOING
BUSINESS INDEX, EASE OF LIVING INDEX ETC

KARNATAKA ECONOMIC SURVEY 2020-21

HIGHLIGHTS: SKILL DEVELOPMENT ENTREPRENEURSHIP AND LIVELIHOOD



STATE LEVEL COMMITTEE
SETUP TO INTEGRATE
INTERNSHIP AS PART OF
FORMAL CURRICULUM AND
ENHANCING COLLABORATION
WITH INDUSTRY



CENTRE OF SKILL EXCELLENCES


BUILT TO SERVE AT LEVELS OF THE SKILL
COMPETENCY, COMPETENCY IN
COLLABORATION WITH INDUSTRIES

SKILL TRAINING TO HAVE COMPONENTS OF
KNOWLEDGE, PRACTICE & INDUSTRY APPRENTICESHIP

VOCATIONAL TRAINING
CENTRE IN EVERY
SCHOOL/ COLLEGE

SKILLING INFRA AT ITI
AND POLYTECHNIC
THROUGH PPP

ALL YOUTH TO GO THROUGH SKILL TRAINING
STARTING FROM 10TH STANDARD TO GRADUATE




ESTABLISH SKILL LABS(PPP) IN SCHOOLS/COLLEGES,
FOR AFTERNOON SESSIONS, UPSKILLING,
GENERATING HIGHER INCOME PROSPECTS

KARNATAKA ECONOMIC SURVEY 2020-21 HIGHLIGHTS: SUSTAINABLE DEVELOPMENT GOALS



SET UP IN PLANNING DEPARTMENT WITH UNITED NATIONS DEVELOPMENT PROGRAMME: SPEARHEADING SDG INITIATIVES AND DRIVING THE **SDG MOVEMENT** IN KARNATAKA

SUSTAINABLE DEVELOPMENT GOALS



“SUSTAINABLE DEVELOPMENT GOALS 2030: STRATEGIES AND ACTION PLAN FOR KARNATAKA”: ROAD MAP TOWARDS ATTAINING SUSTAINABLE DEVELOPMENT IN NEXT 10 YEARS

DISTRICT PLANNING COMMITTEE

ENSURE DISAGGREGATED DATA COLLECTION FROM DISTRICTS AND DISTRICT SPECIFIC TARGETS ARE SET TO ENSURE IMPLEMENTATION OF SDGS

OFFICIALS AND ELECTED LEADERS TRAINED ON LOCALISING SDGS BY ADMINISTRATIVE TRAINING INSTITUTE, MYSORE.



FRONTRUNNER IN NITI AAYOG SDG INDEX 2019-20

6TH **66**

RANKING SCORE

OF 100 INDICATORS

21	34	12	31
ACHIEVER (SCORE 100)	FRONTRUNNER (SCORE 65-99)	PERFORMER (SCORE 50-64)	ASPIRANTS (SCORE 0-49)

THE STATE IS TARGETING TO BE THE BEST PERFORMING STATE BY ATTAINING ACHIEVER STATUS IN ALL SDG AT THE EARLIEST BY 2030.



SUSTAINABLE DEVELOPMENT GOALS



Planning, Programme Monitoring & Statistics Department

M.S. Building, Dr. B.R. Ambedkar Veedhi, Bengaluru - 560 001

website : <http://planning.karnataka.gov.in> | <http://des.karnataka.gov.in>